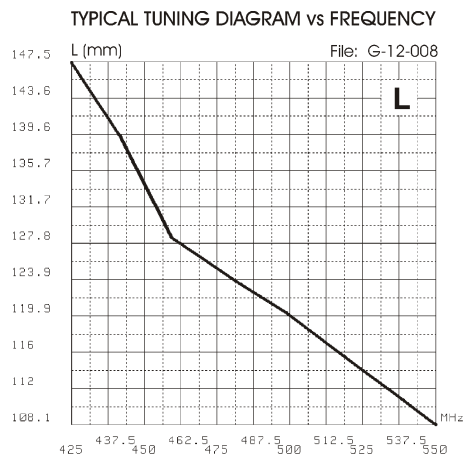


TUNING INSTRUCTIONS



SMA 108-550 PL

VHF 108...550 MHz Stainless steel whip



DESCRIPTION

1/4 λ mobile antenna covering the frequency range of 108...550 MHz by using the enclosed cutting diagram. It is made of 17/7 PH stainless steel and supplied with a UHF-male (PL-259) connector suitable for the fitting on magnetic mounts, angular connector or portable RTX.

SPECIFICATIONS

Electrical Data

Type	: 1/4 λ
Frequency Range	: from 108 to 550 MHz tunable by cutting
Impedance	: 50 Ω
Radiation	: Omnidirectional
Polarization	: Linear Vertical
Gain	: 0 dB ref. to a $\lambda/4$ whip
Bandwidth @ SWR \leq 2	: \geq 11 MHz @ 108 MHz ("MAG 125 PL" mount)
SWR @ res. freq.	: \leq 1.4 @ 108 MHz ("MAG 125 PL" mount)
Max Power	: 100 Watts
Connector	: UHF-male (PL-259)

Mechanical Data

Materials	: Stainless steel 17/7 PH, Nylon, Chromed Brass
Height (approx.)	: 663 mm
Weight (approx.)	: 55 gr

ALTERNATIVE MOUNT TYPE




MAG 125 PL:

Frequency Range: from DC to 500 MHz
 Overall Size: \varnothing 127 mm
 Materials: Chromed Brass, Nylon, Rubber
 Cable: 3.6 m RG 58 / PL 259 R male
 Antenna connection: UHF-female

P/N 2502602.05 MAG 125 PL

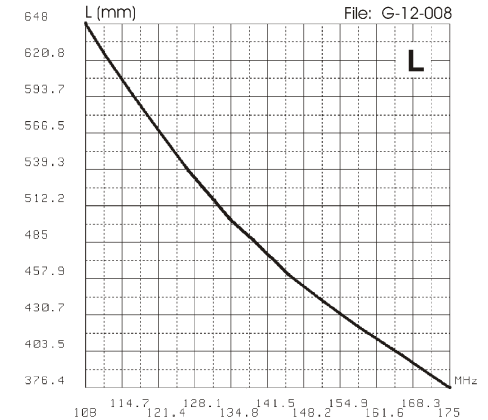
TUNING INSTRUCTIONS



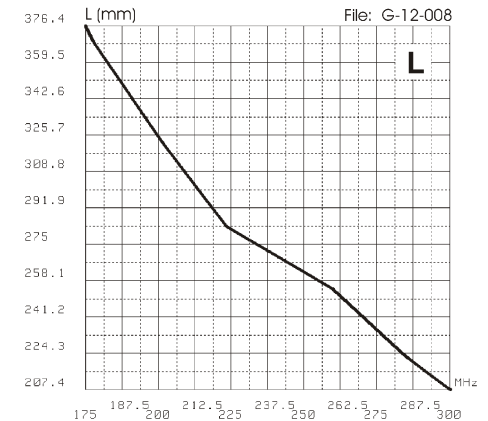
NOTE:

- Use the curves just as a guide. For fine-tuning please use an SWR-Meter.
- The cutting diagram measurement has been made by using a SIRIO magnetic mount (MAG 125 PL, MAG 145 PL and MAG H 12 PL)

TYPICAL TUNING DIAGRAM vs FREQUENCY



TYPICAL TUNING DIAGRAM vs FREQUENCY



TYPICAL TUNING DIAGRAM vs FREQUENCY

